

Compliance Report


For

Hydrocom Demo Site

Relating to Consent No. CRC98765.4

For July 2009 – June 2010

Produced by



BORAMAN CONSULTANTS LTD

1 July 2010

P.O. Box 395 Timaru 7940
Ph 036888409

The following report is the information required in relation to resource consent no. CRC98765.4 for the Hydrocom Demonstration Site for the period July 2009 to June 2010 inclusive.

Notes:

There are no extenuating circumstances to report.

Contents	Page
1. Compliance Graphs	3
2. Daily Compliance Summary July 2009 to June 2010	5
3. Missing Data Summary July 2009 to June 2010	19

2. Compliance Graphs

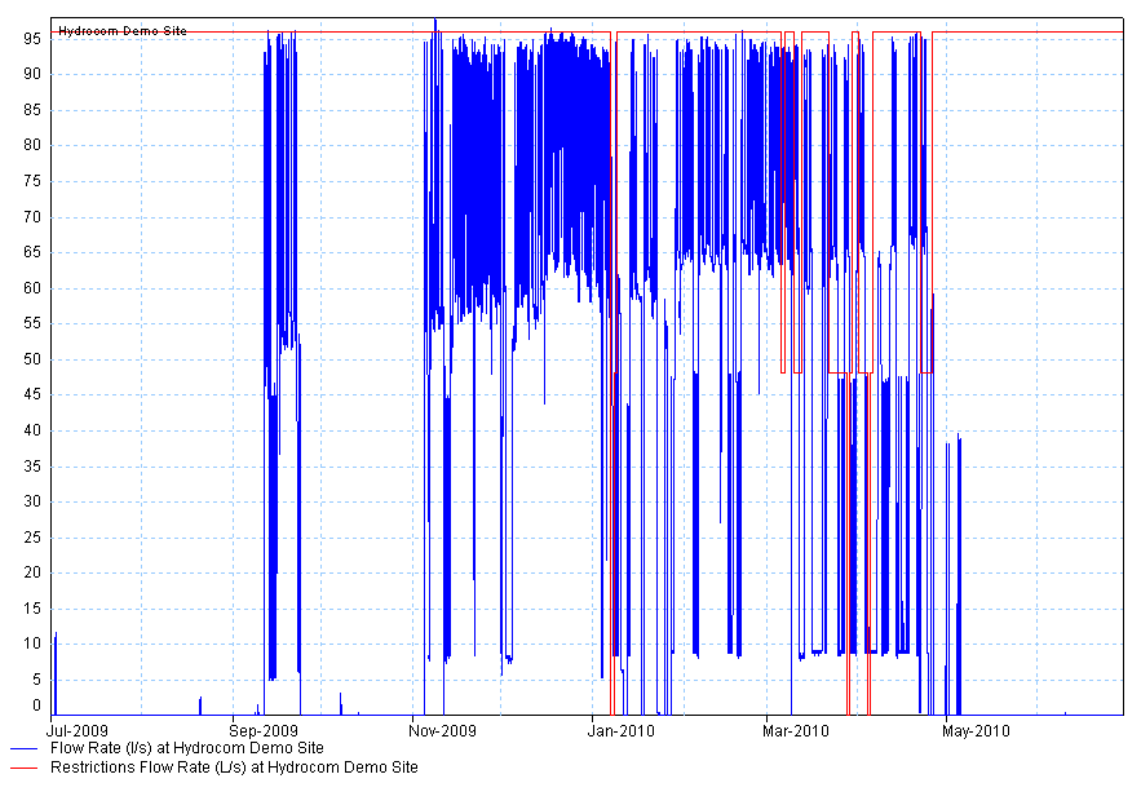


Figure 2.1 Flow rate compliance

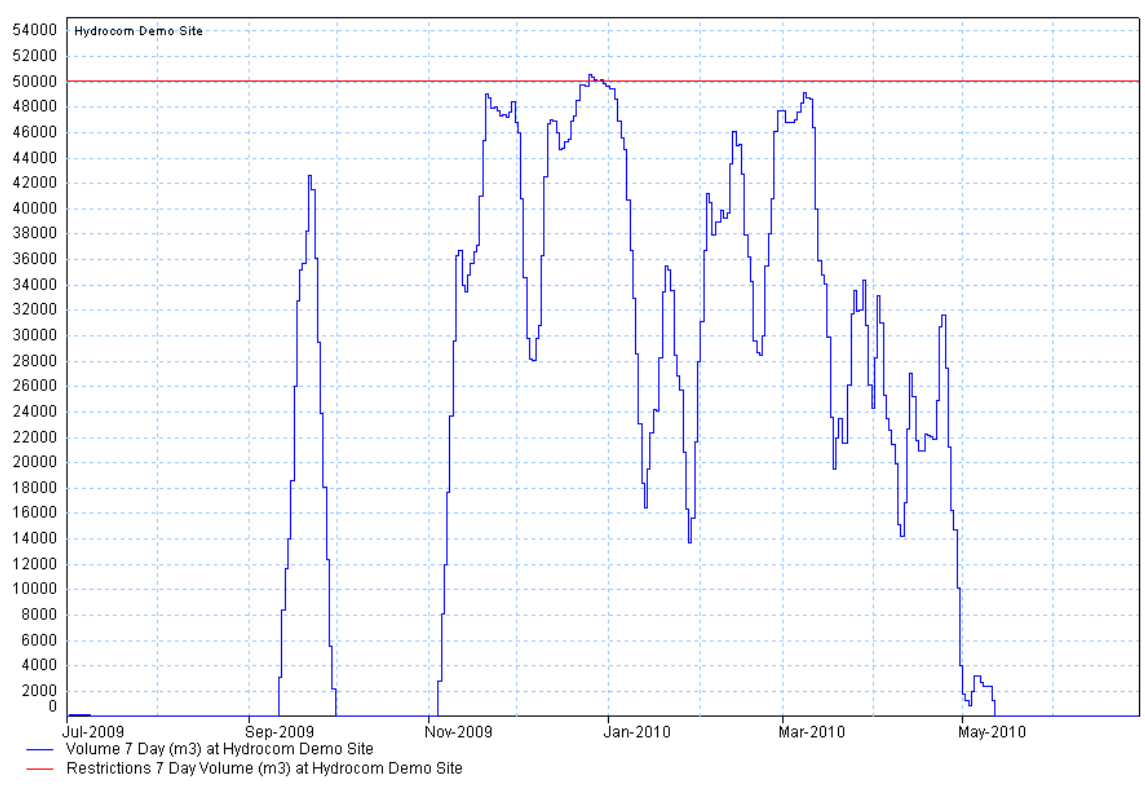


Figure 2.2 7-Day Volume compliance

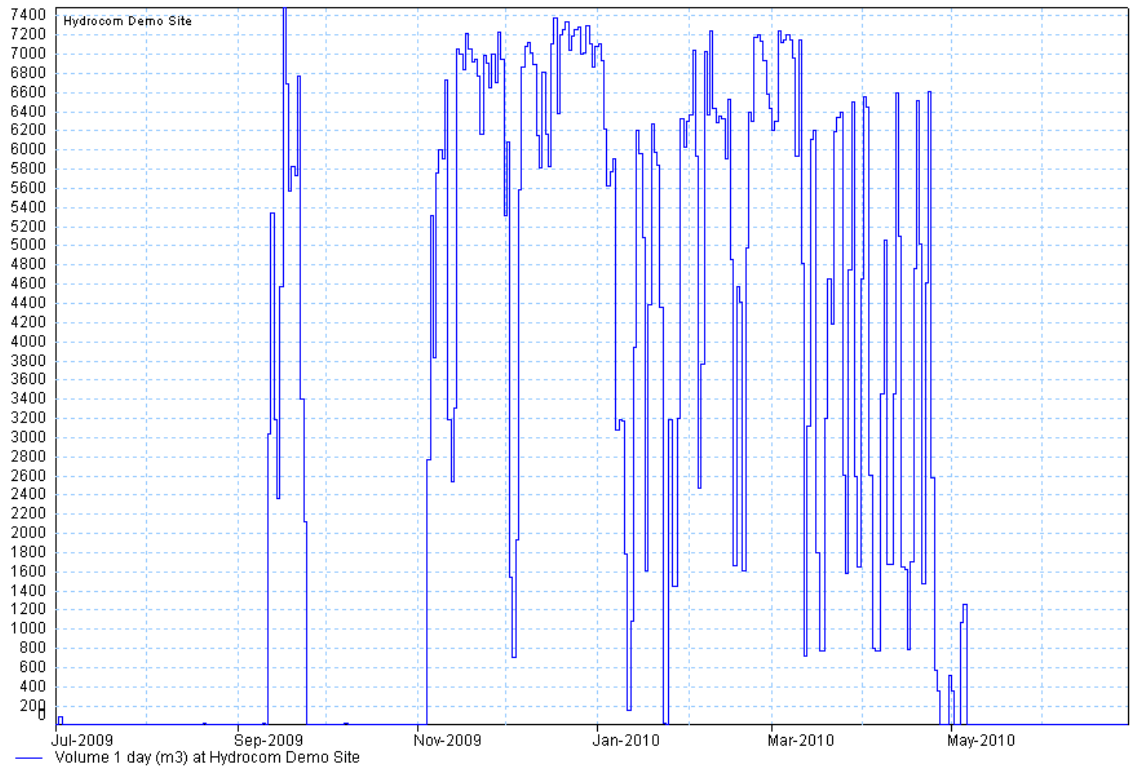


Figure 2.3 Daily Volume

3. Daily Compliance Summary July 2009-June 2010

Date	Flow Rate l/s	Restrictions Flow Rate	Daily Volume (m3)	7 Day Volume (m3)	Restrictions 7 Day Volume	Flow Rate Compliance	Volume 7 Day Compliance
01/07/2009	0	96	0	39	50000	Complied	Complied
02/07/2009	1	96	84	123	50000	Complied	Complied
03/07/2009	0	96	0	123	50000	Complied	Complied
04/07/2009	0	96	0	119	50000	Complied	Complied
05/07/2009	0	96	0	119	50000	Complied	Complied
06/07/2009	0	96	0	84	50000	Complied	Complied
07/07/2009	0	96	0	84	50000	Complied	Complied
08/07/2009	0	96	0	84	50000	Complied	Complied
09/07/2009	0	96	0	0	50000	Complied	Complied
10/07/2009	0	96	0	0	50000	Complied	Complied
11/07/2009	0	96	0	0	50000	Complied	Complied
12/07/2009	0	96	0	0	50000	Complied	Complied
13/07/2009	0	96	0	0	50000	Complied	Complied
14/07/2009	0	96	0	0	50000	Complied	Complied
15/07/2009	0	96	0	0	50000	Complied	Complied
16/07/2009	0	96	0	0	50000	Complied	Complied
17/07/2009	0	96	0	0	50000	Complied	Complied
18/07/2009	0	96	0	0	50000	Complied	Complied
19/07/2009	0	96	0	0	50000	Complied	Complied
20/07/2009	0	96	0	0	50000	Complied	Complied
21/07/2009	0	96	0	0	50000	Complied	Complied
22/07/2009	0	96	0	0	50000	Complied	Complied
23/07/2009	0	96	0	0	50000	Complied	Complied
24/07/2009	0	96	0	0	50000	Complied	Complied
25/07/2009	0	96	0	0	50000	Complied	Complied
26/07/2009	0	96	0	0	50000	Complied	Complied

Date	Flow Rate l/s	Restrictions Flow Rate	Daily Volume (m3)	7 Day Volume (m3)	Restrictions 7 Day Volume	Flow Rate Compliance	Volume 7 Day Compliance
27/07/2009	0	96	0	0	50000	Complied	Complied
28/07/2009	0	96	0	0	50000	Complied	Complied
29/07/2009	0	96	0	0	50000	Complied	Complied
30/07/2009	0	96	0	0	50000	Complied	Complied
31/07/2009	0	96	0	0	50000	Complied	Complied
01/08/2009	0	96	0	0	50000	Complied	Complied
02/08/2009	0	96	0	0	50000	Complied	Complied
03/08/2009	0	96	0	0	50000	Complied	Complied
04/08/2009	0	96	0	0	50000	Complied	Complied
05/08/2009	0	96	0	0	50000	Complied	Complied
06/08/2009	0	96	0	0	50000	Complied	Complied
07/08/2009	0	96	0	0	50000	Complied	Complied
08/08/2009	0	96	0	0	50000	Complied	Complied
09/08/2009	0	96	0	0	50000	Complied	Complied
10/08/2009	0	96	0	0	50000	Complied	Complied
11/08/2009	0	96	0	0	50000	Complied	Complied
12/08/2009	0	96	0	0	50000	Complied	Complied
13/08/2009	0	96	0	0	50000	Complied	Complied
14/08/2009	0	96	0	0	50000	Complied	Complied
15/08/2009	0	96	0	0	50000	Complied	Complied
16/08/2009	0	96	0	0	50000	Complied	Complied
17/08/2009	0	96	0	0	50000	Complied	Complied
18/08/2009	0	96	0	0	50000	Complied	Complied
19/08/2009	0	96	0	0	50000	Complied	Complied
20/08/2009	0	96	20	20	50000	Complied	Complied
21/08/2009	0	96	0	20	50000	Complied	Complied
22/08/2009	0	96	0	20	50000	Complied	Complied
23/08/2009	0	96	0	20	50000	Complied	Complied

Date	Flow Rate l/s	Restrictions Flow Rate	Daily Volume (m3)	7 Day Volume (m3)	Restrictions 7 Day Volume	Flow Rate Compliance	Volume 7 Day Compliance
24/08/2009	0	96	0	20	50000	Complied	Complied
25/08/2009	0	96	0	20	50000	Complied	Complied
26/08/2009	0	96	0	20	50000	Complied	Complied
27/08/2009	0	96	0	0	50000	Complied	Complied
28/08/2009	0	96	0	0	50000	Complied	Complied
29/08/2009	0	96	0	0	50000	Complied	Complied
30/08/2009	0	96	0	0	50000	Complied	Complied
31/08/2009	0	96	0	0	50000	Complied	Complied
01/09/2009	0	96	0	0	50000	Complied	Complied
02/09/2009	0	96	0	0	50000	Complied	Complied
03/09/2009	0	96	0	0	50000	Complied	Complied
04/09/2009	0	96	0	0	50000	Complied	Complied
05/09/2009	0	96	0	0	50000	Complied	Complied
06/09/2009	0	96	0	0	50000	Complied	Complied
07/09/2009	0	96	0	0	50000	Complied	Complied
08/09/2009	0	96	1	1	50000	Complied	Complied
09/09/2009	0	96	10	11	50000	Complied	Complied
10/09/2009	0	96	0	11	50000	Complied	Complied
11/09/2009	34	96	3037	3048	50000	Complied	Complied
12/09/2009	62	96	5335	8384	50000	Complied	Complied
13/09/2009	37	96	3183	11567	50000	Complied	Complied
14/09/2009	26	96	2355	13921	50000	Complied	Complied
15/09/2009	52	96	4575	18495	50000	Complied	Complied
16/09/2009	87	96	7480	25964	50000	Complied	Complied
17/09/2009	77	96	6682	32647	50000	Complied	Complied
18/09/2009	65	96	5567	35176	50000	Complied	Complied
19/09/2009	67	96	5822	35663	50000	Complied	Complied
20/09/2009	66	96	5727	38207	50000	Complied	Complied

Date	Flow Rate l/s	Restrictions Flow Rate	Daily Volume (m3)	7 Day Volume (m3)	Restrictions 7 Day Volume	Flow Rate Compliance	Volume 7 Day Compliance
21/09/2009	78	96	6772	42624	50000	Complied	Complied
22/09/2009	40	96	3400	41449	50000	Complied	Complied
23/09/2009	25	96	2120	36090	50000	Complied	Complied
24/09/2009	0	96	0	29408	50000	Complied	Complied
25/09/2009	0	96	0	23841	50000	Complied	Complied
26/09/2009	0	96	0	18019	50000	Complied	Complied
27/09/2009	0	96	0	12292	50000	Complied	Complied
28/09/2009	0	96	0	5520	50000	Complied	Complied
29/09/2009	0	96	0	2120	50000	Complied	Complied
30/09/2009	0	96	0	0	50000	Complied	Complied
01/10/2009	0	96	0	0	50000	Complied	Complied
02/10/2009	0	96	0	0	50000	Complied	Complied
03/10/2009	0	96	0	0	50000	Complied	Complied
04/10/2009	0	96	0	0	50000	Complied	Complied
05/10/2009	0	96	0	0	50000	Complied	Complied
06/10/2009	0	96	0	0	50000	Complied	Complied
07/10/2009	0	96	11	11	50000	Complied	Complied
08/10/2009	0	96	0	11	50000	Complied	Complied
09/10/2009	0	96	0	11	50000	Complied	Complied
10/10/2009	0	96	0	11	50000	Complied	Complied
11/10/2009	0	96	0	11	50000	Complied	Complied
12/10/2009	0	96	0	11	50000	Complied	Complied
13/10/2009	0	96	1	13	50000	Complied	Complied
14/10/2009	0	96	0	1	50000	Complied	Complied
15/10/2009	0	96	0	1	50000	Complied	Complied
16/10/2009	0	96	0	1	50000	Complied	Complied
17/10/2009	0	96	0	1	50000	Complied	Complied
18/10/2009	0	96	0	1	50000	Complied	Complied

Date	Flow Rate l/s	Restrictions Flow Rate	Daily Volume (m3)	7 Day Volume (m3)	Restrictions 7 Day Volume	Flow Rate Compliance	Volume 7 Day Compliance
19/10/2009	0	96	0	1	50000	Complied	Complied
20/10/2009	0	96	0	0	50000	Complied	Complied
21/10/2009	0	96	0	0	50000	Complied	Complied
22/10/2009	0	96	0	0	50000	Complied	Complied
23/10/2009	0	96	0	0	50000	Complied	Complied
24/10/2009	0	96	0	0	50000	Complied	Complied
25/10/2009	0	96	0	0	50000	Complied	Complied
26/10/2009	0	96	0	0	50000	Complied	Complied
27/10/2009	0	96	0	0	50000	Complied	Complied
28/10/2009	0	96	0	0	50000	Complied	Complied
29/10/2009	0	96	0	0	50000	Complied	Complied
30/10/2009	0	96	0	0	50000	Complied	Complied
31/10/2009	0	96	0	0	50000	Complied	Complied
01/11/2009	0	96	0	0	50000	Complied	Complied
02/11/2009	0	96	0	0	50000	Complied	Complied
03/11/2009	0	96	0	0	50000	Complied	Complied
04/11/2009	31	96	2763	2763	50000	Complied	Complied
05/11/2009	62	96	5311	8074	50000	Complied	Complied
06/11/2009	43	96	3823	11897	50000	Complied	Complied
07/11/2009	67	96	5761	17657	50000	Complied	Complied
08/11/2009	69	96	5992	23650	50000	Complied	Complied
09/11/2009	68	96	5909	29559	50000	Complied	Complied
10/11/2009	78	96	6724	36283	50000	Complied	Complied
11/11/2009	38	96	3187	36707	50000	Complied	Complied
12/11/2009	29	96	2539	33935	50000	Complied	Complied
13/11/2009	38	96	3298	33410	50000	Complied	Complied
14/11/2009	81	96	7045	34694	50000	Complied	Complied
15/11/2009	81	96	6995	35696	50000	Complied	Complied

Date	Flow Rate l/s	Restrictions Flow Rate	Daily Volume (m3)	7 Day Volume (m3)	Restrictions 7 Day Volume	Flow Rate Compliance	Volume 7 Day Compliance
16/11/2009	79	96	6827	36614	50000	Complied	Complied
17/11/2009	84	96	7214	37104	50000	Complied	Complied
18/11/2009	81	96	7044	40961	50000	Complied	Complied
19/11/2009	80	96	6915	45338	50000	Complied	Complied
20/11/2009	80	96	6944	48984	50000	Complied	Complied
21/11/2009	78	96	6759	48698	50000	Complied	Complied
22/11/2009	72	96	6157	47861	50000	Complied	Complied
23/11/2009	80	96	6976	48010	50000	Complied	Complied
24/11/2009	80	96	6903	47699	50000	Complied	Complied
25/11/2009	77	96	6645	47299	50000	Complied	Complied
26/11/2009	81	96	6990	47374	50000	Complied	Complied
27/11/2009	78	96	6698	47127	50000	Complied	Complied
28/11/2009	84	96	7219	47587	50000	Complied	Complied
29/11/2009	80	96	6942	48371	50000	Complied	Complied
30/11/2009	63	96	5315	46710	50000	Complied	Complied
01/12/2009	69	96	6083	45890	50000	Complied	Complied
02/12/2009	20	96	1540	40786	50000	Complied	Complied
03/12/2009	8	96	696	34492	50000	Complied	Complied
04/12/2009	21	96	1925	29720	50000	Complied	Complied
05/12/2009	65	96	5582	28083	50000	Complied	Complied
06/12/2009	79	96	6860	28001	50000	Complied	Complied
07/12/2009	82	96	7077	29763	50000	Complied	Complied
08/12/2009	82	96	7117	30797	50000	Complied	Complied
09/12/2009	81	96	7004	36260	50000	Complied	Complied
10/12/2009	80	96	6889	42453	50000	Complied	Complied
11/12/2009	72	96	6151	46679	50000	Complied	Complied
12/12/2009	67	96	5814	46910	50000	Complied	Complied
13/12/2009	79	96	6812	46863	50000	Complied	Complied

Date	Flow Rate l/s	Restrictions Flow Rate	Daily Volume (m3)	7 Day Volume (m3)	Restrictions 7 Day Volume	Flow Rate Compliance	Volume 7 Day Compliance
14/12/2009	71	96	6154	45940	50000	Complied	Complied
15/12/2009	67	96	5816	44639	50000	Complied	Complied
16/12/2009	82	96	7108	44743	50000	Complied	Complied
17/12/2009	85	96	7372	45227	50000	Complied	Complied
18/12/2009	74	96	6380	45456	50000	Complied	Complied
19/12/2009	83	96	7200	46842	50000	Complied	Complied
20/12/2009	84	96	7250	47281	50000	Complied	Complied
21/12/2009	85	96	7325	48452	50000	Complied	Complied
22/12/2009	82	96	7040	49676	50000	Complied	Complied
23/12/2009	83	96	7180	49747	50000	Complied	Complied
24/12/2009	84	96	7248	49623	50000	Complied	Complied
25/12/2009	84	96	7274	50517	50000	Complied	1% over
26/12/2009	82	96	6993	50310	50000	Complied	1% over
27/12/2009	80	96	7002	50062	50000	Complied	0% over
28/12/2009	85	96	7296	50033	50000	Complied	0% over
29/12/2009	82	96	7098	50091	50000	Complied	0% over
30/12/2009	80	96	6861	49772	50000	Complied	Complied
31/12/2009	82	96	7078	49602	50000	Complied	Complied
01/01/2010	83	96	7098	49426	50000	Complied	Complied
02/01/2010	80	96	6932	49365	50000	Complied	Complied
03/01/2010	73	96	6206	48569	50000	Complied	Complied
04/01/2010	63	96	5616	46889	50000	Complied	Complied
05/01/2010	67	96	5770	45561	50000	Complied	Complied
06/01/2010	69	96	5899	44599	50000	Complied	Complied
07/01/2010	37	0	3067	40588	50000	Non-Compliance	Complied
08/01/2010	35	48	3181	36671	50000	Complied	Complied
09/01/2010	37	96	3172	32911	50000	Complied	Complied
10/01/2010	22	96	1777	28481	50000	Complied	Complied

Date	Flow Rate l/s	Restrictions Flow Rate	Daily Volume (m3)	7 Day Volume (m3)	Restrictions 7 Day Volume	Flow Rate Compliance	Volume 7 Day Compliance
11/01/2010	2	96	147	23013	50000	Complied	Complied
12/01/2010	12	96	1082	18325	50000	Complied	Complied
13/01/2010	44	96	3932	16358	50000	Complied	Complied
14/01/2010	72	96	6196	19487	50000	Complied	Complied
15/01/2010	69	96	5960	22266	50000	Complied	Complied
16/01/2010	59	96	5085	24179	50000	Complied	Complied
17/01/2010	20	96	1599	24001	50000	Complied	Complied
18/01/2010	49	96	4381	28234	50000	Complied	Complied
19/01/2010	72	96	6261	33413	50000	Complied	Complied
20/01/2010	69	96	5967	35448	50000	Complied	Complied
21/01/2010	68	96	5839	35091	50000	Complied	Complied
22/01/2010	52	96	4358	33489	50000	Complied	Complied
23/01/2010	0	96	14	28418	50000	Complied	Complied
24/01/2010	0	96	0	26819	50000	Complied	Complied
25/01/2010	36	96	3178	25617	50000	Complied	Complied
26/01/2010	18	96	1444	20800	50000	Complied	Complied
27/01/2010	16	96	1437	16270	50000	Complied	Complied
28/01/2010	36	96	3188	13619	50000	Complied	Complied
29/01/2010	73	96	6326	15587	50000	Complied	Complied
30/01/2010	70	96	6021	21595	50000	Complied	Complied
31/01/2010	73	96	6295	27889	50000	Complied	Complied
01/02/2010	74	96	6364	31075	50000	Complied	Complied
02/02/2010	81	96	7033	36663	50000	Complied	Complied
03/02/2010	70	96	5931	41157	50000	Complied	Complied
04/02/2010	29	96	2463	40432	50000	Complied	Complied
05/02/2010	42	96	3765	37871	50000	Complied	Complied
06/02/2010	82	96	7027	38877	50000	Complied	Complied
07/02/2010	74	96	6360	38942	50000	Complied	Complied

Date	Flow Rate l/s	Restrictions Flow Rate	Daily Volume (m3)	7 Day Volume (m3)	Restrictions 7 Day Volume	Flow RateCompliance	Volume 7 Day Compliance
08/02/2010	84	96	7243	39821	50000	Complied	Complied
09/02/2010	74	96	6427	39216	50000	Complied	Complied
10/02/2010	73	96	6286	39571	50000	Complied	Complied
11/02/2010	73	96	6344	43451	50000	Complied	Complied
12/02/2010	73	96	6325	46011	50000	Complied	Complied
13/02/2010	68	96	5908	44892	50000	Complied	Complied
14/02/2010	75	96	6520	45052	50000	Complied	Complied
15/02/2010	58	96	4853	42662	50000	Complied	Complied
16/02/2010	19	96	1652	37887	50000	Complied	Complied
17/02/2010	52	96	4572	36173	50000	Complied	Complied
18/02/2010	52	96	4411	34241	50000	Complied	Complied
19/02/2010	19	96	1609	29525	50000	Complied	Complied
20/02/2010	56	96	4970	28587	50000	Complied	Complied
21/02/2010	74	96	6393	28460	50000	Complied	Complied
22/02/2010	73	96	6296	29903	50000	Complied	Complied
23/02/2010	82	96	7167	35418	50000	Complied	Complied
24/02/2010	83	96	7192	38038	50000	Complied	Complied
25/02/2010	83	96	7129	40757	50000	Complied	Complied
26/02/2010	80	96	6924	46072	50000	Complied	Complied
27/02/2010	77	96	6572	47673	50000	Complied	Complied
28/02/2010	75	96	6434	47715	50000	Complied	Complied
01/03/2010	71	96	6205	47624	50000	Complied	Complied
02/03/2010	73	96	6291	46748	50000	Complied	Complied
03/03/2010	83	96	7230	46786	50000	Complied	Complied
04/03/2010	82	96	7109	46766	50000	Complied	Complied
05/03/2010	83	96	7148	46990	50000	Complied	Complied
06/03/2010	83	48	7192	47610	50000	74% over	Complied
07/03/2010	83	96	7148	48324	50000	Complied	Complied

Date	Flow Rate l/s	Restrictions Flow Rate	Daily Volume (m3)	7 Day Volume (m3)	Restrictions 7 Day Volume	Flow Rate Compliance	Volume 7 Day Compliance
08/03/2010	80	96	6949	49069	50000	Complied	Complied
09/03/2010	69	96	5929	48707	50000	Complied	Complied
10/03/2010	82	48	7148	48625	50000	71% over	Complied
11/03/2010	58	48	4811	46327	50000	20% over	Complied
12/03/2010	8	48	720	39899	50000	Complied	Complied
13/03/2010	35	96	3116	35823	50000	Complied	Complied
14/03/2010	71	96	6105	34780	50000	Complied	Complied
15/03/2010	72	96	6198	34028	50000	Complied	Complied
16/03/2010	22	96	1788	29886	50000	Complied	Complied
17/03/2010	9	96	764	23502	50000	Complied	Complied
18/03/2010	9	96	763	19454	50000	Complied	Complied
19/03/2010	35	96	3191	21925	50000	Complied	Complied
20/03/2010	56	96	4654	23462	50000	Complied	Complied
21/03/2010	47	96	4182	21539	50000	Complied	Complied
22/03/2010	71	48	6189	21531	50000	49% over	Complied
23/03/2010	73	48	6340	26082	50000	52% over	Complied
24/03/2010	75	48	6387	31705	50000	55% over	Complied
25/03/2010	31	48	2595	33537	50000	Complied	Complied
26/03/2010	18	48	1583	31929	50000	Complied	Complied
27/03/2010	54	48	4746	32021	50000	12% over	Complied
28/03/2010	75	0	6495	34334	50000	Non-Compliance	Complied
29/03/2010	31	48	2585	30730	50000	Complied	Complied
30/03/2010	19	96	1641	26031	50000	Complied	Complied
31/03/2010	52	96	4644	24288	50000	Complied	Complied
01/04/2010	76	48	6553	28246	50000	59% over	Complied
02/04/2010	75	48	6437	33100	50000	55% over	Complied
03/04/2010	31	48	2595	30949	50000	Complied	Complied
04/04/2010	9	0	791	25245	50000	Non-Compliance	Complied

Date	Flow Rate l/s	Restrictions Flow Rate	Daily Volume (m3)	7 Day Volume (m3)	Restrictions 7 Day Volume	Flow Rate Compliance	Volume 7 Day Compliance
05/04/2010	9	48	764	23424	50000	Complied	Complied
06/04/2010	9	96	766	22549	50000	Complied	Complied
07/04/2010	39	96	3445	21351	50000	Complied	Complied
08/04/2010	59	96	5051	19848	50000	Complied	Complied
09/04/2010	20	96	1677	15089	50000	Complied	Complied
10/04/2010	19	96	1668	14162	50000	Complied	Complied
11/04/2010	39	96	3454	16825	50000	Complied	Complied
12/04/2010	76	96	6584	22645	50000	Complied	Complied
13/04/2010	60	96	5092	26971	50000	Complied	Complied
14/04/2010	19	96	1645	25171	50000	Complied	Complied
15/04/2010	19	96	1613	21733	50000	Complied	Complied
16/04/2010	9	96	782	20838	50000	Complied	Complied
17/04/2010	20	96	1692	20862	50000	Complied	Complied
18/04/2010	54	96	4756	22164	50000	Complied	Complied
19/04/2010	75	96	6512	22092	50000	Complied	Complied
20/04/2010	59	96	5017	22017	50000	Complied	Complied
21/04/2010	17	96	1467	21839	50000	Complied	Complied
22/04/2010	52	48	4611	24837	50000	8% over	Complied
23/04/2010	77	48	6609	30665	50000	59% over	Complied
24/04/2010	31	48	2578	31550	50000	Complied	Complied
25/04/2010	7	48	563	27357	50000	Complied	Complied
26/04/2010	4	96	349	21193	50000	Complied	Complied
27/04/2010	0	96	0	16177	50000	Complied	Complied
28/04/2010	0	96	0	14710	50000	Complied	Complied
29/04/2010	0	96	0	10099	50000	Complied	Complied
30/04/2010	6	96	511	4000	50000	Complied	Complied
01/05/2010	4	96	353	1775	50000	Complied	Complied
02/05/2010	0	96	0	1213	50000	Complied	Complied

Date	Flow Rate l/s	Restrictions Flow Rate	Daily Volume (m3)	7 Day Volume (m3)	Restrictions 7 Day Volume	Flow RateCompliance	Volume 7 Day Compliance
03/05/2010	0	96	0	864	50000	Complied	Complied
04/05/2010	12	96	1060	1924	50000	Complied	Complied
05/05/2010	15	96	1254	3178	50000	Complied	Complied
06/05/2010	0	96	0	3178	50000	Complied	Complied
07/05/2010	0	96	0	2667	50000	Complied	Complied
08/05/2010	0	96	0	2314	50000	Complied	Complied
09/05/2010	0	96	0	2314	50000	Complied	Complied
10/05/2010	0	96	0	2314	50000	Complied	Complied
11/05/2010	0	96	0	1254	50000	Complied	Complied
12/05/2010	0	96	0	0	50000	Complied	Complied
13/05/2010	0	96	0	0	50000	Complied	Complied
14/05/2010	0	96	0	0	50000	Complied	Complied
15/05/2010	0	96	0	0	50000	Complied	Complied
16/05/2010	0	96	0	0	50000	Complied	Complied
17/05/2010	0	96	0	0	50000	Complied	Complied
18/05/2010	0	96	0	0	50000	Complied	Complied
19/05/2010	0	96	0	0	50000	Complied	Complied
20/05/2010	0	96	0	0	50000	Complied	Complied
21/05/2010	0	96	0	0	50000	Complied	Complied
22/05/2010	0	96	0	0	50000	Complied	Complied
23/05/2010	0	96	0	0	50000	Complied	Complied
24/05/2010	0	96	0	0	50000	Complied	Complied
25/05/2010	0	96	0	0	50000	Complied	Complied
26/05/2010	0	96	0	0	50000	Complied	Complied
27/05/2010	0	96	0	0	50000	Complied	Complied
28/05/2010	0	96	0	0	50000	Complied	Complied
29/05/2010	0	96	0	0	50000	Complied	Complied
30/05/2010	0	96	0	0	50000	Complied	Complied

Date	Flow Rate l/s	Restrictions Flow Rate	Daily Volume (m3)	7 Day Volume (m3)	Restrictions 7 Day Volume	Flow Rate Compliance	Volume 7 Day Compliance
31/05/2010	0	96	0	0	50000	Complied	Complied
01/06/2010	0	96	0	0	50000	Complied	Complied
02/06/2010	0	96	0	0	50000	Complied	Complied
03/06/2010	0	96	0	0	50000	Complied	Complied
04/06/2010	0	96	0	0	50000	Complied	Complied
05/06/2010	0	96	0	0	50000	Complied	Complied
06/06/2010	0	96	0	0	50000	Complied	Complied
07/06/2010	0	96	0	0	50000	Complied	Complied
08/06/2010	0	96	0	0	50000	Complied	Complied
09/06/2010	0	96	0	0	50000	Complied	Complied
10/06/2010	0	96	1	1	50000	Complied	Complied
11/06/2010	0	96	0	1	50000	Complied	Complied
12/06/2010	0	96	0	1	50000	Complied	Complied
13/06/2010	0	96	0	1	50000	Complied	Complied
14/06/2010	0	96	0	1	50000	Complied	Complied
15/06/2010	0	96	0	1	50000	Complied	Complied
16/06/2010	0	96	0	1	50000	Complied	Complied
17/06/2010	0	96	0	0	50000	Complied	Complied
18/06/2010	0	96	0	0	50000	Complied	Complied
19/06/2010	0	96	0	0	50000	Complied	Complied
20/06/2010	0	96	0	0	50000	Complied	Complied
21/06/2010	0	96	0	0	50000	Complied	Complied
22/06/2010	0	96	0	0	50000	Complied	Complied
23/06/2010	0	96	0	0	50000	Complied	Complied
24/06/2010	0	96	0	0	50000	Complied	Complied
25/06/2010	0	96	0	0	50000	Complied	Complied
26/06/2010	0	96	0	0	50000	Complied	Complied
27/06/2010	0	96	0	0	50000	Complied	Complied

Date	Flow Rate l/s	Restrictions Flow Rate	Daily Volume (m3)	7 Day Volume (m3)	Restrictions 7 Day Volume	Flow RateCompliance	Volume 7 Day Compliance
28/06/2010	0	96	0	0	50000	Complied	Complied
29/06/2010	0	96	0	0	50000	Complied	Complied
30/06/2010	0	96	0	0	50000	Complied	Complied
Season Total Volume =			939990m3				
Season Allocation =			1250000m3				
			75% used (Complied)				

3. Missing Data Summary July 2009-June 2010

Gap of 27.90 hours from 06-Jul-2009 11:00:00 to 07-Jul-2009 14:54:00

Gap of 2.00 hours from 20-Oct-2009 14:00:00 to 20-Oct-2009 16:00:00

Gap of 2.00 hours from 09-Mar-2010 10:00:00 to 09-Mar-2010 12:00:00

Total Gap time = 31.90 hours

Gap time as a percentage of entire season's record = 00.37